





MONSTER TRACKS

WHO NEEDS BRUSHES?


Grab your monster trucks and let the creativity roll!!



1. This hack is messy, so ask a grown-up where you can set your things up. Put the poster board on the floor and tape the straws to its edges.




2. Tape five bowls upside-down to the poster board. Make sure two bowls are touching each other and prop the last bowl right-side up against them. Cut the center out of one paper plate and tape the paper ring to the edges of the propped-up bowl.



3. Pour paint in three colors on three upside-down bowls. Fill the propped-up bowl about 1/3 full with paint in the last color.

YOU'LL NEED

- 1 giant white sheet of poster board
- Straws
- 6 paper bowls
- 2 paper plates
- Scissors
- Patterned packing tape
- Paint in 4 different colors
- 2 pieces of Hot Wheels™ track
- 1 Hot Wheels™ Monster Trucks vehicle



4. Use the track and the edge of another paper plate to build the entrance and drive your Hot Wheels Monster Truck into your very own art arena!



5. Splash through the paint and drive all over the poster board! The wheels will leave awesome tire tracks!



6.

Make sure you get an adult's permission before doing this awesome hack!

For the finale, have your truck splash down in the big pool of paint in the propped-up bowl!

**GO BIG!
GO HOT WHEELS!**